

DB-DBT-CAV-GA

Bushing - cavallotti - gaffette
Bushing - U bolts - saddles

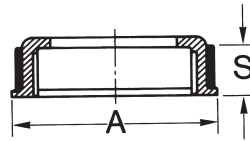
Applicazione
Application



DB - Bushing in alluminio

Codice	F filetto GAS	A mm	S mm	Confezione standard
DB01	1/2"	32	17	20
DB02	3/4"	37	17	20
DB03	1"	41	19	20
DB04	1" 1/4	51	19	10
DB05	1" 1/2	57	20	10
DB06	2"	70	20	5
DB07	2" 1/2	88	20	5
DB08	3"	100	21	5
DB10	4"	124	23	2

REF. Part N.	F GAS thread	A mm	S mm	Packing unit
--------------	--------------	------	------	--------------



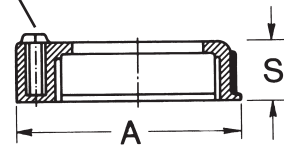
DB - Aluminium bushings

DBT - Bushing in alluminio con vite di terra

Codice	F filetto GAS	A mm	S mm	Confezione standard
DBT01	1/2"	32	17	20
DBT02	3/4"	37	17	20
DBT03	1"	41	19	20
DBT04	1" 1/4	51	19	10
DBT05	1" 1/2	57	20	10
DBT06	2"	70	20	5
DBT07	2" 1/2	88	20	5
DBT08	3"	100	21	2
DBT10	4"	124	23	2

REF. Part N.	F GAS thread	A mm	S mm	Packing unit
--------------	--------------	------	------	--------------

Vite di terra
Earthing screw

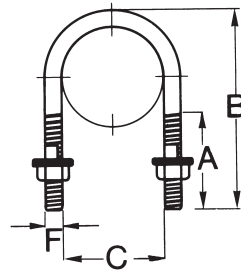


DBT - Aluminium bushings with earthing screw

CAV - Cavallotti

Codice	Tubo Ø	A mm	B mm	C mm	F mm	Confezione standard
CAV01	1/2"	30	50	22	6	50
CAV02	3/4"	35	65	28	6	50
CAV03	1"	35	72	36	6	50
CAV04	1" 1/4	30	72	47	6	50
CAV05	1" 1/2	45	96	50	8	50
CAV06	2"	45	97	64	8	25
CAV07	2" 1/2	45	120	82	8	25
CAV08	3"	50	132	91	8	25
CAV10	4"	60	170	115	10	25

REF. Part N.	Ø pipe	A mm	B mm	C mm	F mm	Packing unit
--------------	--------	------	------	------	------	--------------

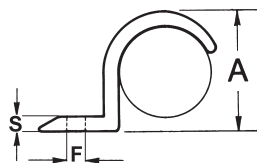


CAV - U bolts

GA - Gaffette

Codice	Tubo Ø	A mm	F mm	S mm	Confezione standard
GA01	1/2"	23	9	2	20
GA02	3/4"	29	9	2	20
GA03	1"	34	9	2	10
GA04	1" 1/4	50	11	3	5
GA06	2"	62	13	3	5

REF. Part N.	Ø pipe	A mm	B mm	C mm	Packing unit
--------------	--------	------	------	------	--------------



GA - Saddles